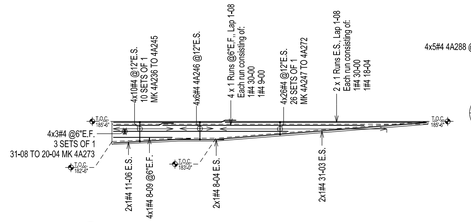

E1 R107 ELEVATION

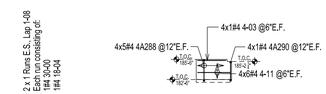

E4 R107 ELEVATION

E2 R107 ELEVATION

E3 R107 ELEVATION

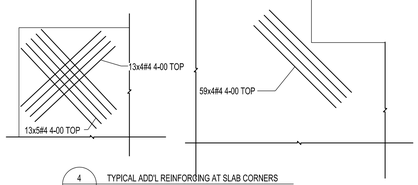

4 R107 TYPICAL ADD'L REINFORDING AT SLAB CORNERS

SIZE	EP	BAR MARK	V	BND TYP	CD	A	B	C	D	E	F/R	G	H	J	K	O
						BENDING DIMENSIONS										
5		5A275		2		4-00	0-082					0-08				
5		5A276		4			4-00	1-07	1-04				0-082		1-05	
5		5A277		8		1-07	0-11					1-07				
5		5A278		1		0-07	3-00									
4		4A81		2		1-04	1-04									
4		4A89		4		1-08	0-082	1-08					0-033		0-072	
4		4A236	A	8		1-08	3-002					1-08				
4		4A245	+	8		1-08	2-07					1-08				
4		4A246		8		1-08	2-062					1-08				
4		4A247	A	8		1-08	2-06					1-08				
4		4A272	+	8		1-08	0-061					1-08				
4		4A279		2		0-08	3-07									
4		4A280		2		2-00	2-00									
4		4A284		4			2-00	2-001					1-00		1-09	
4		4A285		4			4-00	2-001					1-00		1-09	
4		4A286		4			1-00	6-032	3-00				3-05		5-032	
4		4A288		8		0-08	3-002					0-08				
4		4A289		8		0-08	2-081					0-08				
4		4A290		8		0-08	2-083					0-08				

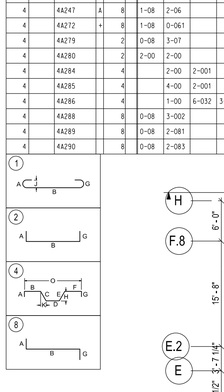

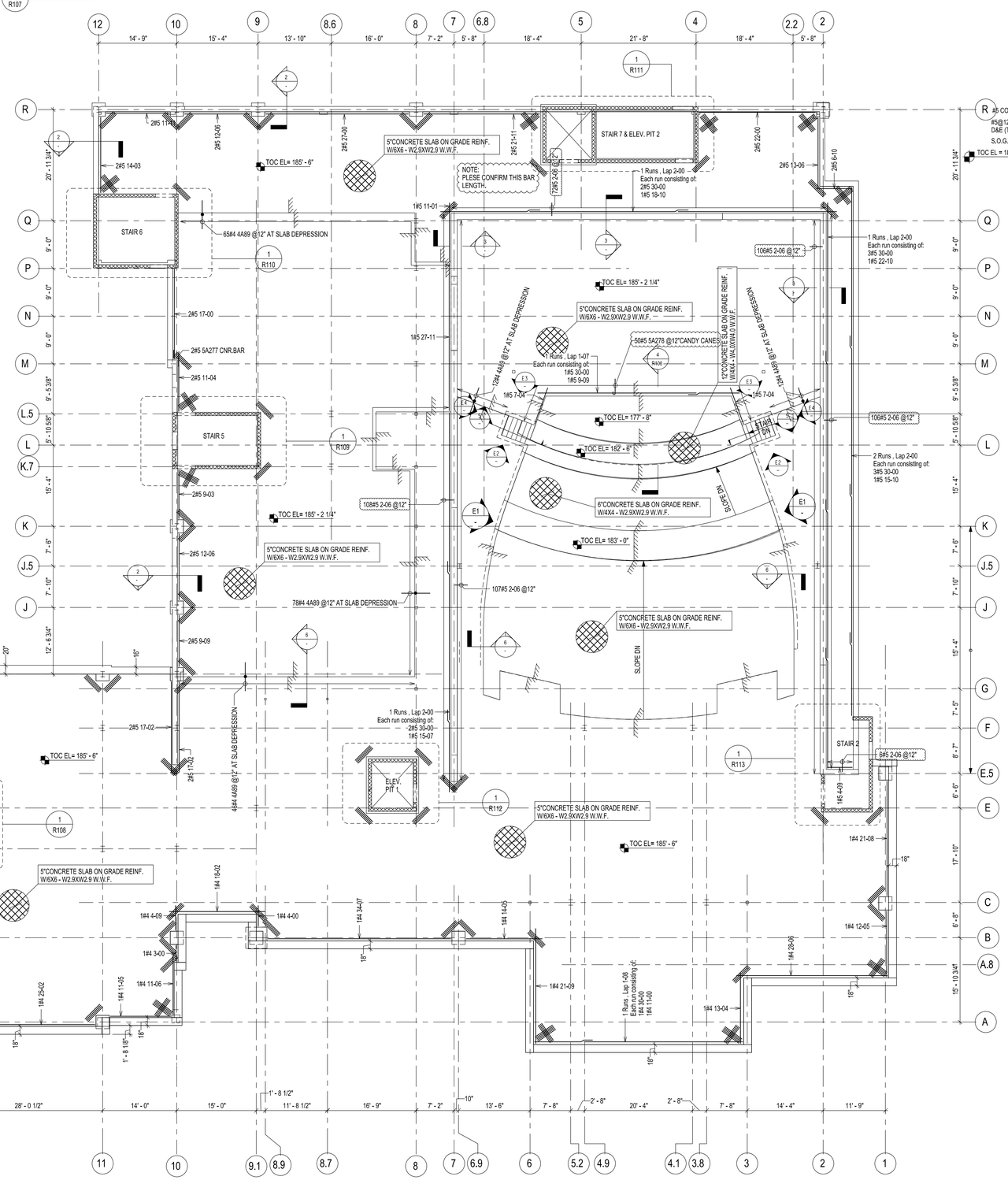

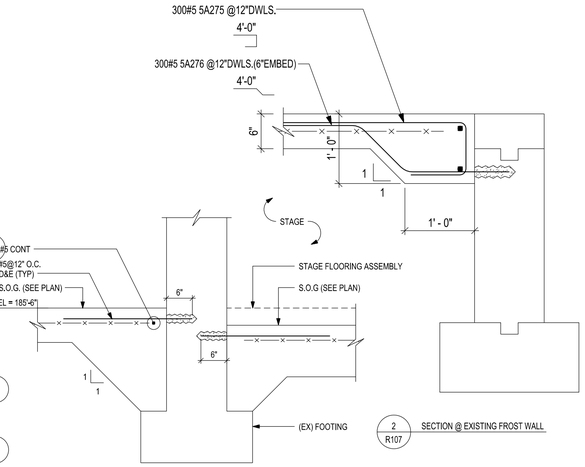

2 R107 SECTION @ EXISTING FROST WALL

3 R107 SECTION

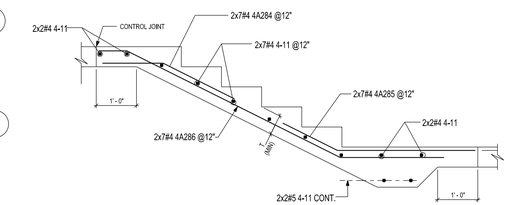

5 R107 TYPICAL INTERIOR STAIR DETAIL

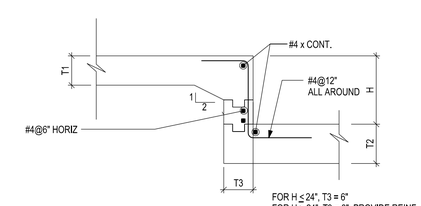

6 R107 TYPICAL SLAB ON GRADE DEPRESSIONS

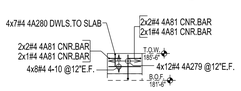

E5 R107 ELEVATION

1 R107 SLAB ON GRADE PLAN

Drawing SLAB ON GRADE

Drawing No.: R107